



### 2021 Align Southern Indiana Kindergarten Readiness Assessment Pilot Austin, Clarksville, Lanesville, New Albany Floyd County Schools, North Harrison, Pleasant Ridge, Salem, Scott County District 2 and West Washington

Figure 1: Percent of Kindergartners Less than 100% Kindergarten Ready by Assessment Category (N=643)

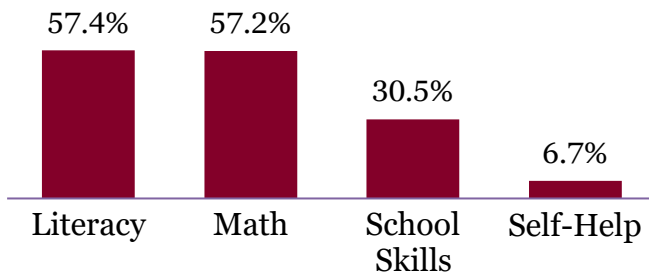


Figure 2: Percent of Students 100% Ready in 0 to 4 Assessment Categories (N=643)

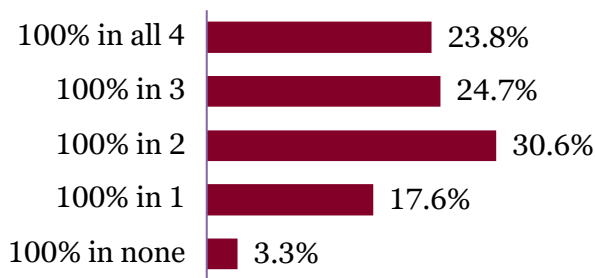
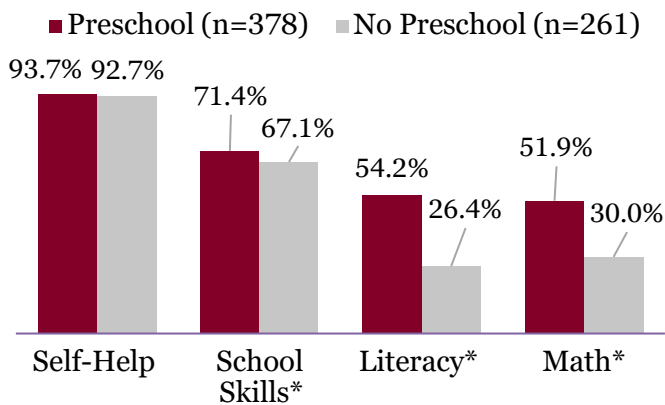


Figure 3: Mean Readiness Score by Preschool Attendance (N=643)



\*Statistically significant p<.05

Figure 4: Percent of Capital Letters Students Recognize (N=615)

X	91.4%	E	64.9%	H	57.9%
A	84.6%	K	64.7%	T	57.4%
O	83.9%	F	64.2%	Q	55.1%
B	79.7%	W	63.7%	J	54.6%
Z	72.4%	P	62.3%	G	54.3%
C	70.4%	Y	61.3%	U	54.1%
S	68.1%	D	59.8%	N	53.5%
L	66.5%	I	59.5%	V	48.6%
R	65.7%	M	58.7%		

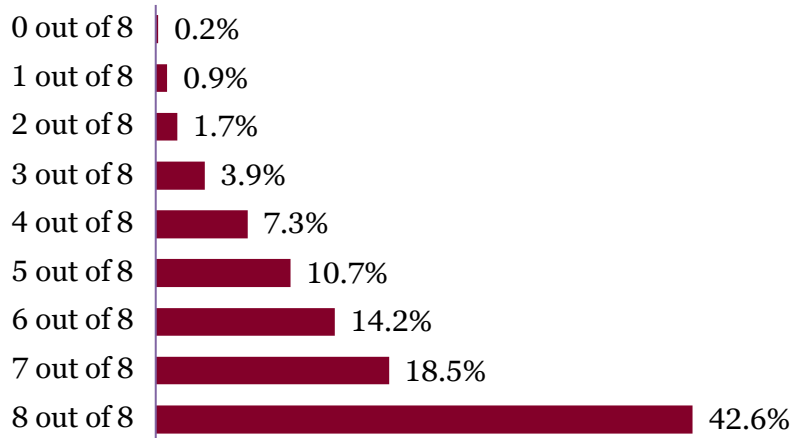
Figure 5: Percent of Lowercase Letters Students Recognize (N=599)

x	92.3%	y	62.1%	t	48.1%
o	84.3%	e	61.3%	b	47.9%
z	70.6%	p	61.1%	l	47.9%
c	69.8%	r	60.3%	v	47.9%
s	68.1%	m	57.3%	h	46.4%
a	65.3%	j	51.4%	g	40.7%
w	64.9%	u	51.1%	d	39.9%
i	64.4%	f	50.8%	q	30.2%
k	62.3%	n	48.6%		

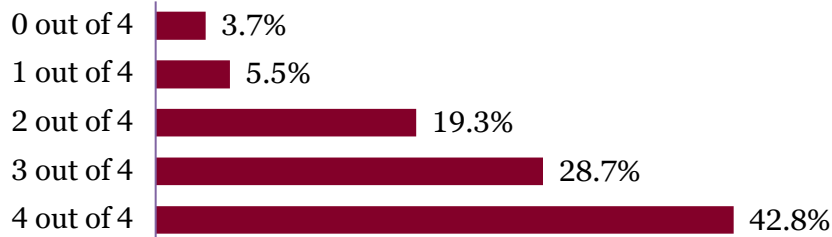
- Children who recognize 10 or more capital letters are kindergarten ready in that skill.
- Children who recognize 10 or more lower case letters are kindergarten ready in that skill.
- Figures 4 and 5 indicate the percent that recognize each letter in order from most recognized to least recognized.
- 77.2% of assessed children are kindergarten ready for capital letters (Figure 7).
- 63.9% are kindergarten ready for lower case letters (Figure 7).

Figure 6: Percent of Student Scores by Skill Assessment Category

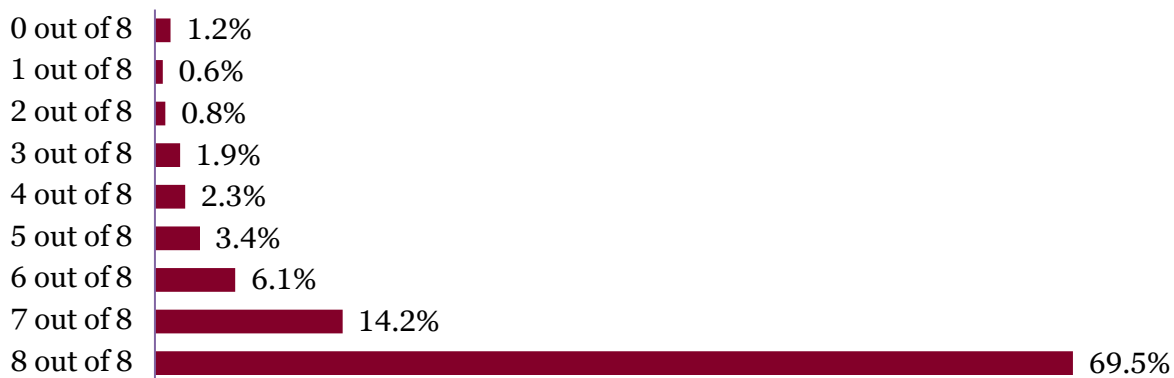
**Literacy (n=643)**



**Math (n=642)**



**School Skills (n=643)**

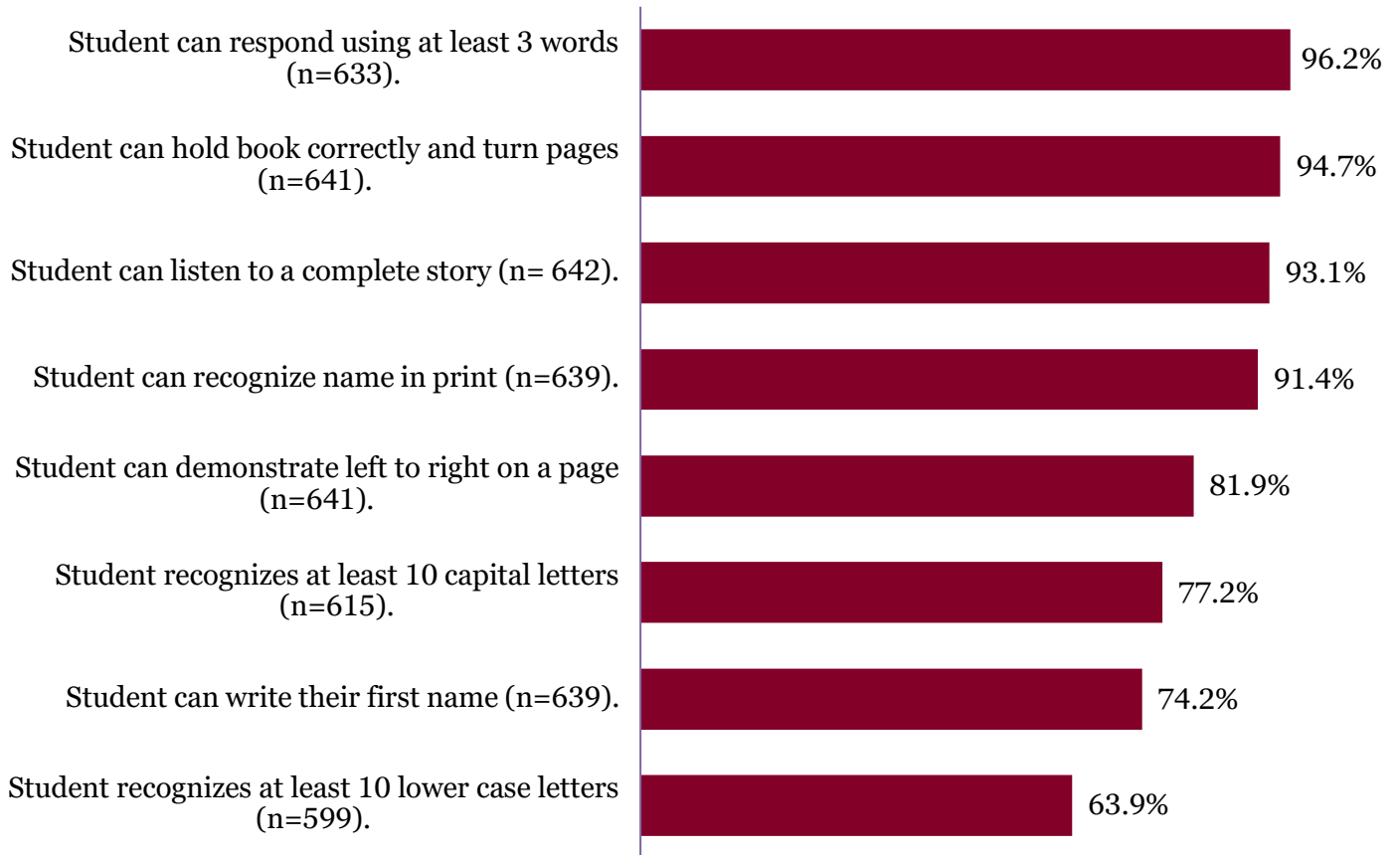


**Self-Help(n=643)**



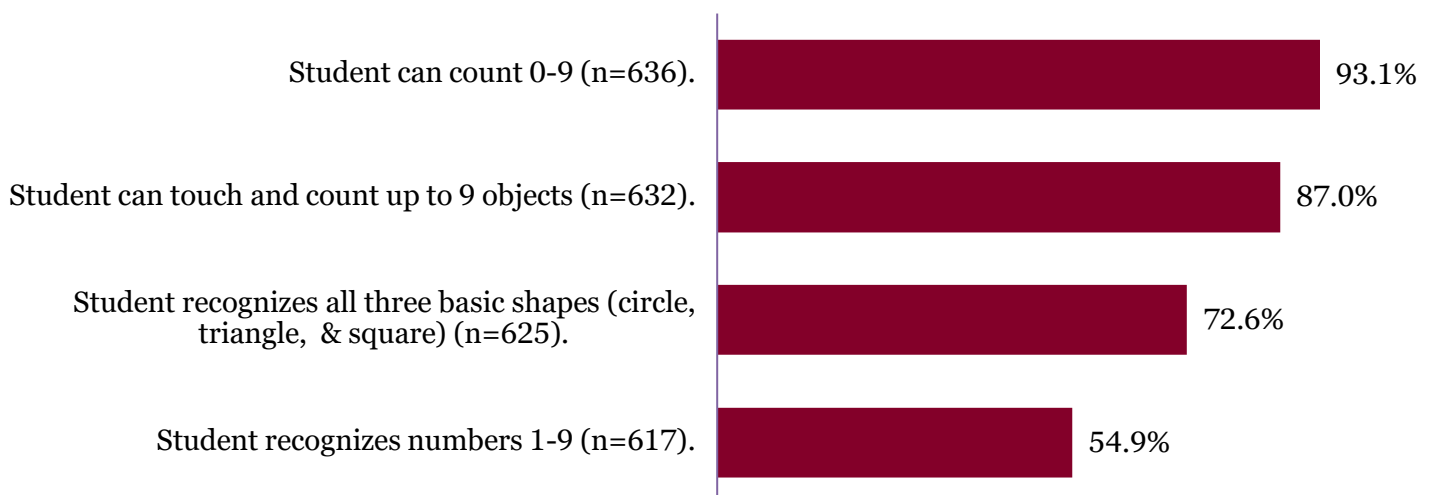
## Literacy

Figure 7: Percent of “Yes” responses to Assessment Questions, considered “Kindergarten Ready”



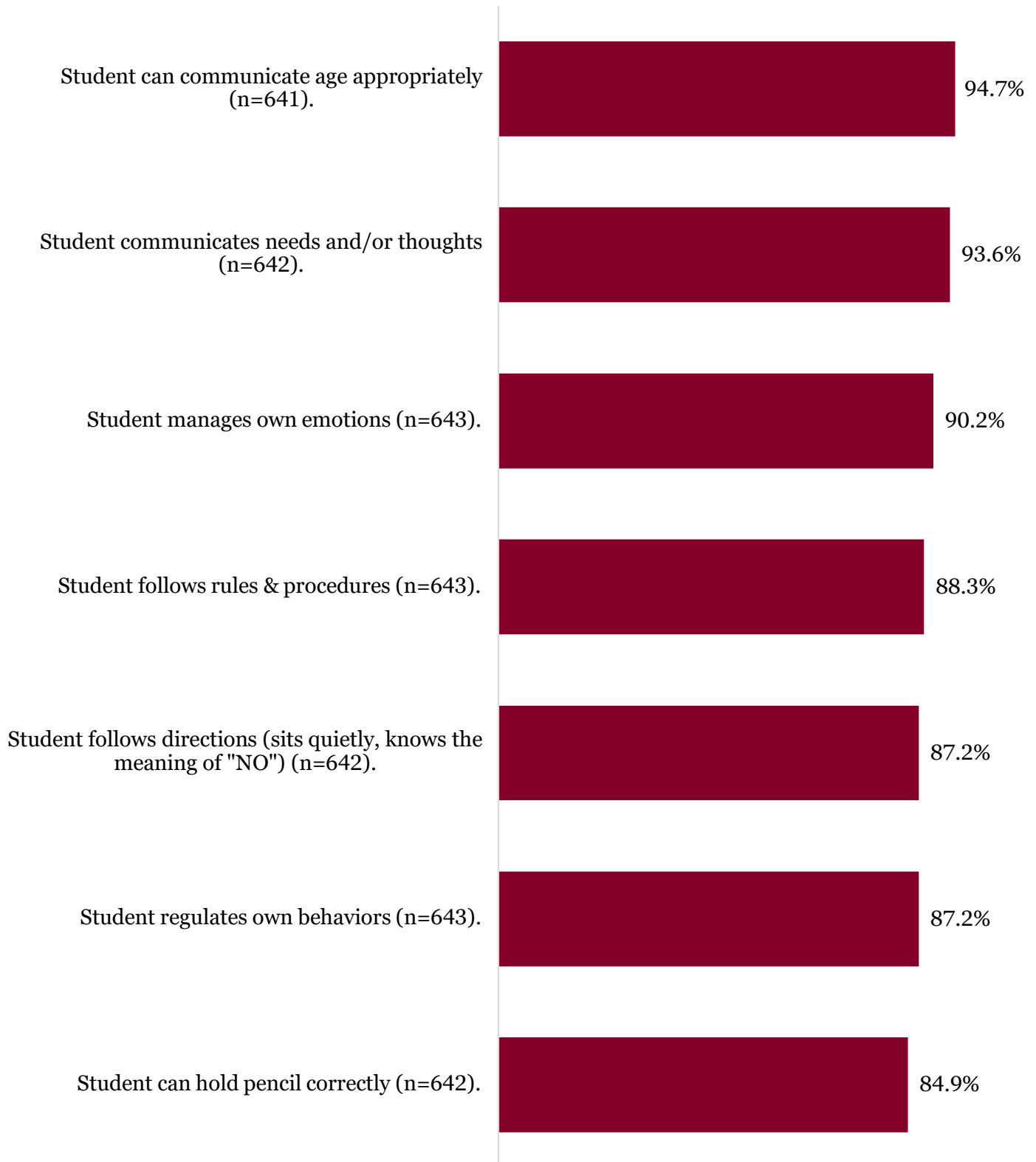
## Math

Figure 8: Percent of “Yes” responses to Assessment Questions, considered “Kindergarten Ready”



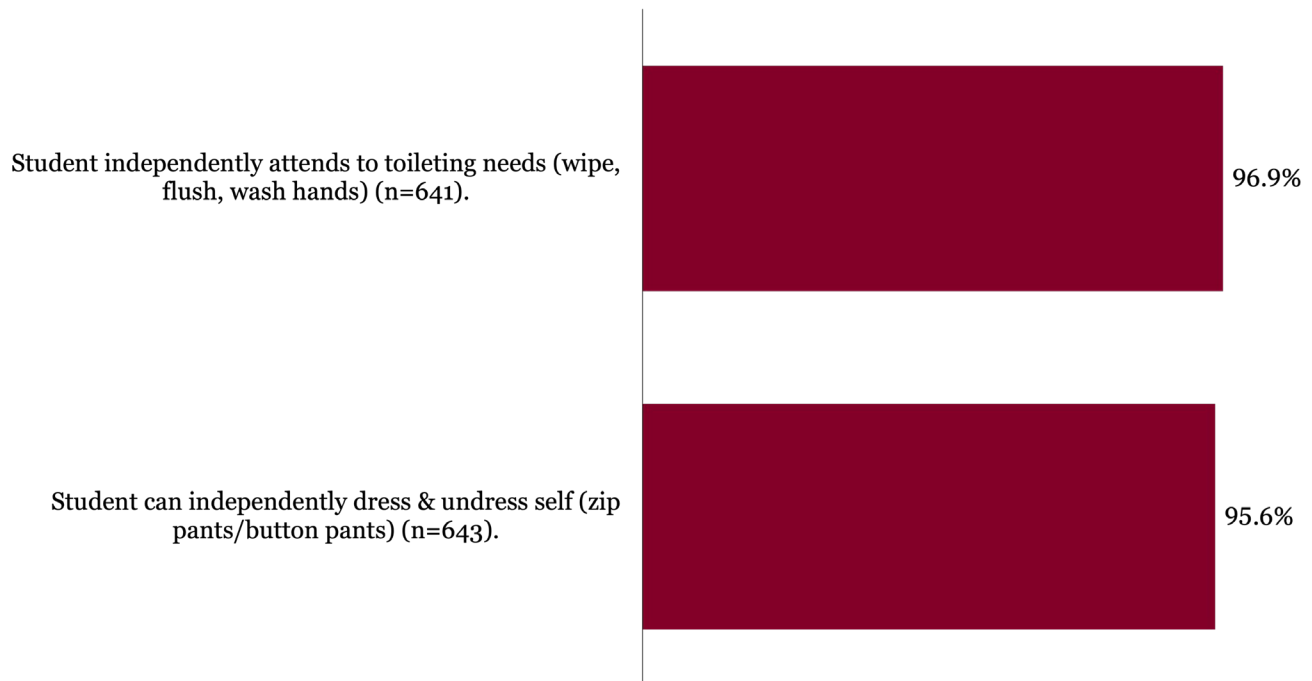
## School Skills

Figure 9: Percent of “Yes” responses to Assessment Questions, considered “Kindergarten Ready”



## Self-Help

Figure 10: Percent of “Yes” responses to Assessment Questions, considered “Kindergarten Ready”



AREC Director: Dr. Melissa S. Fry

Research Assistant: Holly Gavin & Mariah Benham

Data collected by Align partner schools, compiled and analyzed by the AREC. Kindergarten Readiness Align Team efforts generously supported by Samtec Cares.



The Applied Research and Education Center (AREC) is an outreach project of Indiana University (IU) Southeast. The AREC provides research, consulting and technical assistance to nonprofit organizations, foundations, government agencies and local businesses. The student staff enhances classroom learning through applied research projects as it actively engages every stage of each community-based project. The AREC combines learning, teaching and doing to support and empower community organizations in the IU Southeast service region.